

CONTUL DE EXECUTIE

A BUGETULUI INSTITUTIILOR PUBLICE SI ACTIVITATILOR FINANTATE INTEGRAL SAU PARTIAL DIN VENITURI PROPRII (DE SUBORDONARE LOCALA) -VENITURI

la data de 31.12.2018

Cod 20

-lei-

Denumirea indicatorilor	Cod indicator	Prevederi bugetare		Drepturi constatate			Incasari realizate	Stingeri pe alte cai decat incasari	Drepturi constatate de incasat
		Initiale	Definitive	Total, din care:	din anii precedenti	din anul curent			
A	B	1	2	3=4+5	4	5	6	7	8=3-6-7
TOTAL VENITURI (cod 00.02+00.15+00.16+00.17+45.10+48.10)	000110	110,482,000	83,905,000	75,218,325	1,907,518	73,310,807	73,291,094	242,043	1,685,188
I. VENITURI CURENTE (cod 00.03+00.12)	0002	39,571,000	37,206,000	31,594,889	1,907,518	29,687,371	29,667,658	242,043	1,685,188
C. VENITURI NEFISCALE (cod 00.13+00.14)	2900	39,571,000	37,206,000	31,594,889	1,907,518	29,687,371	29,667,658	242,043	1,685,188
C1. VENITURI DIN PROPRIETATE (cod 30.10+31.10)	3000	917,700	928,800	380,536	26,907	353,629	329,868	7,800	42,868
Venituri din proprietate (cod 30.10.05+30.10.08+30.10.09+30.10.50)	3010	917,700	928,800	380,536	26,907	353,629	329,868	7,800	42,868
Venituri din concesiuni si inchirieri (cod 30.10.05.30)	301005	833,700	869,300	372,367	26,907	345,460	321,699	7,800	42,868
Alte venituri din concesiuni si inchirieri de catre institutiile publice	30100530	833,700	869,300	372,367	26,907	345,460	321,699	7,800	42,868
Alte venituri din proprietate	301050	84,000	59,500	8,169		8,169	8,169		
C2. VANZARI DE BUNURI SI SERVICII (cod 33.10+34.10+35.10+36.10+37.10)	3300	38,653,300	36,277,200	31,214,353	1,880,611	29,333,742	29,337,790	234,243	1,642,320
Venituri din prestari de servicii si alte activitati (cod 33.10.05+33.10.08+33.10.09+33.10.13+ 33.10.14+ 33.10.16+33.10.17+33.10.19 la 33.10.21+33.10.30 la 33.10.32+33.10.50)	3310	38,356,300	35,548,850	30,690,093	1,880,571	28,809,522	28,813,530	234,243	1,642,320
Taxe si alte venituri in invatamant	331005	4,466,900	4,594,900	2,554,153	32,373	2,521,780	2,510,350		43,803
Venituri din prestari de servicii	331008	5,014,000	5,014,000	3,886,109	284,852	3,601,257	3,682,424		203,685
Contributia elevilor si studentilor pentru internate, camine si cantine.	331014	1,943,000	1,943,550	1,377,085	4,416	1,372,669	1,373,030		4,055
Venituri din valorificarea produselor obtinute din activitatea proprie sau anexa	331016	204,000	204,000	130,983	26,070	104,913	126,124		4,859
Venituri din organizarea de cursuri de calificare si conversie profesionala, specializare si perfectionare	331017	29,000	29,000	20,295		20,295	20,295		
Venituri din serbari si spectacole scolare, manifestari	331019	352,000	380,000	372,097	1,578	370,519	243,691	123,825	4,581


A	B	1	2	3=4+5	4	5	6	7	8=3-6-7
culturale, artistice si sportive									
Venituri din contractele incheiate cu casele de asigurari sociale de sanatate	331021	17,700,000	16,500,000	17,391,352	1,383,388	16,007,964	16,050,262		1,341,090
Venituri din contractele incheiate cu directiile de sanatate publica din sume alocate de la bugetul de stat	331030	4,132,000	2,380,000	2,301,547		2,301,547	2,301,547		
Venituri din contractele incheiate cu directiile de sanatate publica din sume alocate din veniturile proprii ale Ministerului Sanatatii	331031	1,400,000	1,400,000	416,991		416,991	416,991		
Alte venituri din prestari de servicii si alte activitati	331050	3,115,400	3,103,400	2,239,481	147,894	2,091,587	2,088,816	110,418	40,247
Diverse venituri (cod 36.10.04+36.10.32+36.10.50)	3610	194,430	428,080	290,656	40	290,616	290,656		
Alte venituri	361050	194,430	428,080	290,656	40	290,616	290,656		
Transferuri voluntare, altele decat subventiile (cod 37.10.01+37.10.03+37.10.04+37.10.50)	3710	102,570	300,270	233,604		233,604	233,604		
Donatii si sponsorizari	371001	44,570	246,270	232,504		232,504	232,504		
Varsaminte din sectiunea de functionare pentru finantarea sectiunii de dezvoltare a bugetului local (cu semnul minus)	371003	-384,000	-402,000	-132,944		-132,944	-132,944		
Varsaminte din sectiunea de functionare	371004	384,000	402,000	132,944		132,944	132,944		
Alte transferuri voluntare	371050	58,000	54,000	1,100		1,100	1,100		
IV. SUBVENTII (cod 00.18)	4100	70,911,000	46,699,000	43,623,436		43,623,436	43,623,436		
SUBVENTII DE LA ALTE NIVELE ALE ADMINISTRATIEI PUBLICE (cod 42.10+43.10)	0018	1,343,000	1,801,000	792,417		792,417	792,417		
Subventii de la alte administratii (cod 43.10.09+43.10.10+43.10.14 la 43.10.17+43.10.19 + 43.10.25 la 43.10.27+43.10.31+43.10.32+43.10.33+43.10.35)	4310	70,911,000	46,699,000	43,623,436		43,623,436	43,623,436		
Subventii pentru institutii publice	431009	23,568,000	27,788,000	26,314,733		26,314,733	26,314,733		
Subventii din bugetele locale pentru finantarea cheltuielilor curente din domeniul sanatatii	431010	1,000,000	1,110,000	880,000		880,000	880,000		
Subventii din bugetele locale pentru finantarea cheltuielilor de capital in domeniul sanatatii	431014	176,000	418,000	406,568		406,568	406,568		
Subventii pentru institutii publice destinate sectiunii de dezvoltare	431019	1,167,000	1,383,000	385,849		385,849	385,849		
Subventii din bugetul Fondului national unic de asigurari sociale de sanatate pentru acoperirea cresterilor salariale	431033	45,000,000	16,000,000	15,636,286		15,636,286	15,636,286		
VENITURILE SECTIUNII DE FUNCTIONARE (cod 00.02+00.16+00.17) - TOTAL	000110	108,755,000	81,702,000	74,292,964	1,907,518	72,385,446	72,365,733	242,043	1,685,188
I. VENITURI CURENTE (cod 00.03+00.12)	0002	39,187,000	36,804,000	31,461,945	1,907,518	29,554,427	29,534,714	242,043	1,685,188
C. VENITURI NEFISCALE (cod 00.13+00.14)	2900	39,187,000	36,804,000	31,461,945	1,907,518	29,554,427	29,534,714	242,043	1,685,188
C1. VENITURI DIN PROPRIETATE (cod 30.10 +31.10)	3000	917,700	928,800	380,536	26,907	353,629	329,868	7,800	42,868
Venituri din proprietate (cod	3010	917,700	928,800	380,536	26,907	353,629	329,868	7,800	42,868

A	B	1	2	3=4+5	4	5	6	7	8=3-6-7
30.10.05+30.10.08+30.10.09+30.10.50)									
Venituri din concesiuni si inchirieri (cod 30.10.05.30)	301005	833,700	869,300	372,367	26,907	345,460	321,699	7,800	42,868
Alte venituri din concesiuni si inchirieri de catre institutiile publice	30100530	833,700	869,300	372,367	26,907	345,460	321,699	7,800	42,868
Alte venituri din proprietate	301050	84,000	59,500	8,169		8,169	8,169		
C2. VANZARI DE BUNURI SI SERVICII (cod 33.10+34.10+35.10+36.10+37.10)	3300	38,269,300	35,875,200	31,081,409	1,880,611	29,200,798	29,204,846	234,243	1,642,320
Venituri din prestari de servicii si alte activitati (cod 33.10.05+33.10.08+33.10.09+33.10.13+ 33.10.14 +33.10.16+33.10.17 +33.10.19 la 33.10.21+33.10.30 la 33.10.32+33.10.50)	3310	38,356,300	35,548,850	30,690,093	1,880,571	28,809,522	28,813,530	234,243	1,642,320
Taxe si alte venituri in invatamant	331005	4,466,900	4,594,900	2,554,153	32,373	2,521,780	2,510,350		43,803
Venituri din prestari de servicii	331008	5,014,000	5,014,000	3,886,109	284,852	3,601,257	3,682,424		203,685
Contributia elevilor si studentilor pentru internate, camine si cantine.	331014	1,943,000	1,943,550	1,377,085	4,416	1,372,669	1,373,030		4,055
Venituri din valorificarea produselor obtinute din activitatea proprie sau anexa	331016	204,000	204,000	130,983	26,070	104,913	126,124		4,859
Venituri din organizarea de cursuri de calificare si conversie profesionala, specializare si perfectionare	331017	29,000	29,000	20,295		20,295	20,295		
Venituri din serbari si spectacole scolare, manifestari culturale, artistice si sportive	331019	352,000	380,000	372,097	1,578	370,519	243,691	123,825	4,581
Venituri din contractele incheiate cu casele de asigurari sociale de sanatate	331021	17,700,000	16,500,000	17,391,352	1,383,388	16,007,964	16,050,262		1,341,090
Venituri din contractele incheiate cu directiile de sanatate publica din sume alocate de la bugetul de stat	331030	4,132,000	2,380,000	2,301,547		2,301,547	2,301,547		
Venituri din contractele incheiate cu directiile de sanatate publica din sume alocate din veniturile proprii ale Ministerului Sanatatii	331031	1,400,000	1,400,000	416,991		416,991	416,991		
Alte venituri din prestari de servicii si alte activitati	331050	3,115,400	3,103,400	2,239,481	147,894	2,091,587	2,088,816	110,418	40,247
Diverse venituri (cod 36.10.04+36.10.32+36.10.50)	3610	194,430	428,080	290,656	40	290,616	290,656		
Alte venituri	361050	194,430	428,080	290,656	40	290,616	290,656		
Transferuri voluntare, altele decât subventiile (cod 37.10.01+37.10.03+37.10.50)	3710	-281,430	-101,730	100,660		100,660	100,660		
Donatii si sponsorizari	371001	44,570	246,270	232,504		232,504	232,504		
Varsaminte din sectiunea de functionare pentru finantarea sectiunii de dezvoltare a bugetului local (cu semnul minus)	371003	-384,000	-402,000	-132,944		-132,944	-132,944		
Alte transferuri voluntare	371050	58,000	54,000	1,100		1,100	1,100		
IV. SUBVENTII (cod 00.18)	4100	69,568,000	44,898,000	42,831,019		42,831,019	42,831,019		
SUBVENTII DE LA ALTE NIVELE ALE ADMINISTRATIEI	0018	69,568,000	44,898,000	42,831,019		42,831,019	42,831,019		

A	B	1	2	3=4+5	4	5	6	7	8=3-6-7
PUBLICE (cod 42.10+43.10)									
Subventii de la alte administratii (cod 43.10.09+43.10.10+43.10.15+43.10.33+43.10.35)	4310	69,568,000	44,898,000	42,831,019		42,831,019	42,831,019		
Subventii pentru institutii publice	431009	23,568,000	27,788,000	26,314,733		26,314,733	26,314,733		
Subventii din bugetele locale pentru finantarea cheltuielilor curente din domeniul sanatatii	431010	1,000,000	1,110,000	880,000		880,000	880,000		
Subventii din bugetul Fondului national unic de asigurari sociale de sanatate pentru acoperirea cresterilor salariale	431033	45,000,000	16,000,000	15,636,286		15,636,286	15,636,286		
VENITURILE SECTIUNII DE DEZVOLTARE (cod 00.02+00.15+00.16+00.17+45.10+48.10) - TOTAL	000110	1,727,000	2,203,000	925,361		925,361	925,361		
I. VENITURI CURENTE (cod 00.12)	0002	384,000	402,000	132,944		132,944	132,944		
C. VENITURI NEFISCALE (cod 00.14)	2900	384,000	402,000	132,944		132,944	132,944		
C2. VANZARI DE BUNURI SI SERVICII (cod 36.10+37.10)	3300	384,000	402,000	132,944		132,944	132,944		
Transferuri voluntare, altele decât subventiile (cod 37.10.04)	3710	384,000	402,000	132,944		132,944	132,944		
Varsaminte din sectiunea de functionare	371004	384,000	402,000	132,944		132,944	132,944		
IV. SUBVENTII (cod 00.18)	4100	1,343,000	1,801,000	792,417		792,417	792,417		
SUBVENTII DE LA ALTE NIVELE ALE ADMINISTRATIEI PUBLICE (cod 42.10+43.10)	0018	1,343,000	1,801,000	792,417		792,417	792,417		
Subventii de la alte administratii (cod 43.10.14+43.10.16+43.10.17+43.10.19 + 43.10.25 la 43.10.27+43.10.31+43.10.32+43.10.35)	4310	1,343,000	1,801,000	792,417		792,417	792,417		
Subventii din bugetele locale pentru finantarea cheltuielilor de capital in domeniul sanatatii	431014	176,000	418,000	406,568		406,568	406,568		
Subventii pentru institutii publice destinate sectiunii de dezvoltare	431019	1,167,000	1,383,000	385,849		385,849	385,849		

Conducatorul institutiei

CATALIN CHERECHES



Conducatorul compartimentului

financiar-contabil

CARMEN POP

Anexa 11

CONTUL DE EXECUTIE
A BUGETULUI INSTITUTIILOR PUBLICE SI ACTIVITATILOR FINANTATE INTEGRAL SAU PARTIAL DIN VENITURI PROPRII (DE SUBORDONARE LOCALA) -CHELTUIELI

la data de 31.12.2018

Cod 21

-lei-

Denumirea indicatorilor *)	Cod indicator	Credite de angajament		Credite bugetare		Angajamente bugetare	Angajamente legale	Plati efectuate	Angajamente legale de platit	Cheltuieli efective
		Initiale	Definitive	Initiale	Definitive					
A	B	1	2	3	4	5	6	7	8=6-7	9
TOTAL CHELTUIELI - SECTIUNEA DE FUNCTIONARE + SECTIUNEA DE DEZVOLTARE (cod 50.10+59.10+63.10+70.10+74.10+79.10)	4910			105,097,000	84,769,000	77,907,801	77,907,801	73,775,107	4,132,694	77,375,557
Partea III-a CHELTUIELI SOCIAL-CULTURALE (cod 65.10+66.10+67.10+68.10)	6310			89,333,000	62,747,000	58,333,469	58,333,469	54,999,360	3,334,109	57,801,411
Invatamant (cod 65.10.03 la 65.10.05+65.10.07+65.10.11+65.10.50)	6510			8,658,000	8,813,500	6,655,222	6,655,222	4,805,528	1,849,694	4,859,142
Invaatamant prescolar si primar (cod 65.10.03.01+65.10.03.02)	651003			4,177,000	4,194,500	3,564,115	3,564,115	2,358,357	1,205,758	2,420,436
Invatamant prescolar	65100301			4,177,000	4,194,500	3,564,115	3,564,115	2,358,357	1,205,758	2,420,436
Invatamant secundar (cod 65.10.04.01 la 65.10.04.03)	651004			4,481,000	4,619,000	3,091,107	3,091,107	2,447,171	643,936	2,438,706
Invatamant secundar inferior	65100401			269,500	276,900	190,744	190,744	47,868	142,876	51,267
Invatamant secundar superior	65100402			4,211,500	4,342,100	2,900,363	2,900,363	2,399,303	501,060	2,387,439
Sanatate (66.10.06+66.10.08+66.10.50)	6610			70,425,000	38,775,000	36,519,747	36,519,747	36,519,747		37,401,318
Servicii medicale in unitati sanitare cu paturi (cod 66.10.06.01+66.10.06.03)	661006			70,425,000	38,775,000	36,519,747	36,519,747	36,519,747		37,401,318
Spitale generale	66100601			70,425,000	38,775,000	36,519,747	36,519,747	36,519,747		37,401,318
Cultura, recreere si religie (cod 67.10.03+67.10.05+67.10.50)	6710			10,250,000	15,158,500	15,158,500	15,158,500	13,674,085	1,484,415	15,540,951
Servicii culturale (cod 67.10.03.03 la 67.10.03.07+67.10.03.09 la 67.10.03.11+67.10.03.15+67.10.03.30)	671003			5,700,000	5,903,500	5,903,500	5,903,500	5,542,041	361,459	5,833,771
Institutii publice de spectacole si concerte	67100304			5,700,000	5,903,500	5,903,500	5,903,500	5,542,041	361,459	5,833,771
Servicii recreative si sportive (cod 67.10.05.01)	671005			4,550,000	9,255,000	9,255,000	9,255,000	8,132,044	1,122,956	9,707,180
Sport	67100501			4,550,000	9,255,000	9,255,000	9,255,000	8,132,044	1,122,956	9,707,180


A	B	1	2	3	4	5	6	7	8=6-7	9
Partea IV-a SERVICII SI DEZVOLTARE PUBLICA, LOCUINTE, MEDIU SI APE (cod 70.10+74.10)	6910			15,764,000	22,022,000	19,574,332	19,574,332	18,775,747	798,585	19,574,146
Locuinte, servicii si dezvoltare publica (cod 70.10.03+70.10.04+70.10.50)	7010			15,764,000	22,022,000	19,574,332	19,574,332	18,775,747	798,585	19,574,146
Alte servicii in domeniul locuintelor, serviciilor si dezvoltarii comunale	701050			15,764,000	22,022,000	19,574,332	19,574,332	18,775,747	798,585	19,574,146
CHELTUIELILE SECTIUNII DE FUNCTIONARE (cod 50.10+59.10+63.10+70.10+74.10+79.10)	4910			105,097,000	84,769,000	77,907,801	77,907,801	73,775,107	4,132,694	77,375,557
Partea III-a CHELTUIELI SOCIAL-CULTURALE (cod 65.10+66.10+67.10+68.10)	6310			89,134,000	62,072,000	57,685,678	57,685,678	54,567,569	3,118,109	57,001,011
Invatamant (cod 65.10.03 la 65.10.05+65.10.07+65.10.11+65.10.50)	6510			8,635,000	8,772,500	6,629,999	6,629,999	4,780,305	1,849,694	4,822,323
Invatamant prescolar si primar (cod 65.10.03.01+65.10.03.02)	651003			4,177,000	4,194,500	3,564,115	3,564,115	2,358,357	1,205,758	2,420,436
Invatamant prescolar	65100301			4,177,000	4,194,500	3,564,115	3,564,115	2,358,357	1,205,758	2,420,436
Invatamant secundar (cod 65.10.04.01 la 65.10.04.03)	651004			4,458,000	4,578,000	3,065,884	3,065,884	2,421,948	643,936	2,401,887
Invatamant secundar inferior	65100401			269,500	276,900	190,744	190,744	47,868	142,876	33,002
Invatamant secundar superior	65100402			4,188,500	4,301,100	2,875,140	2,875,140	2,374,080	501,060	2,368,885
Sanatate (66.10.06+66.10.08+66.10.50)	6610			70,249,000	38,357,000	36,113,179	36,113,179	36,113,179		36,839,115
Servicii medicale in unitati cu paturi (cod 66.10.06.01+66.10.06.03)	661006			70,249,000	38,357,000	36,113,179	36,113,179	36,113,179		36,839,115
Spitale generale	66100601			70,249,000	38,357,000	36,113,179	36,113,179	36,113,179		36,839,115
Cultura, recreere si religie (cod 67.10.03+67.10.05+67.10.50)	6710			10,250,000	14,942,500	14,942,500	14,942,500	13,674,085	1,268,415	15,339,573
Servicii culturale (cod 67.10.03.03 la 67.10.03.07+67.10.03.09 la 67.10.03.11+67.10.03.15+67.10.03.30)	671003			5,700,000	5,811,500	5,811,500	5,811,500	5,542,041	269,459	5,632,393
Institutii publice de spectacole si concerte	67100304			5,700,000	5,811,500	5,811,500	5,811,500	5,542,041	269,459	5,632,393
Servicii recreative si sportive (cod 67.10.05.01)	671005			4,550,000	9,131,000	9,131,000	9,131,000	8,132,044	998,956	9,707,180
Sport	67100501			4,550,000	9,131,000	9,131,000	9,131,000	8,132,044	998,956	9,707,180
Partea IV-a SERVICII SI DEZVOLTARE PUBLICA, LOCUINTE, MEDIU SI APE (cod 70.10+74.10)	6910			15,080,000	20,494,000	19,087,483	19,087,483	18,288,898	798,585	18,241,922
Locuinte, servicii si dezvoltare publica (cod 70.10.03+70.10.04+70.10.50)	7010			15,080,000	20,494,000	19,087,483	19,087,483	18,288,898	798,585	18,241,922
Alte servicii in domeniul locuintelor, serviciilor si dezvoltarii comunale	701050			15,080,000	20,494,000	19,087,483	19,087,483	18,288,898	798,585	18,241,922
CHELTUIELILE SECTIUNII DE DEZVOLTARE (cod 50.10+59.10+63.10+70.10+74.10+79.10)	4910			883,000	2,203,000	1,134,640	1,134,640	918,640	216,000	2,132,624

A	B	1	2	3	4	5	6	7	8=6-7	9
Partea III-a CHELTUIELI SOCIAL-CULTURALE (cod 65.10+66.10+67.10+68.10)	6310			199,000	675,000	647,791	647,791	431,791	216,000	800,400
Invatamant (cod 65.10.03 la 65.10.05+65.10.07+65.10.11+65.10.50)	6510			23,000	41,000	25,223	25,223	25,223		36,819
Invatamant secundar (cod 65.10.04.01 la 65.10.04.03)	651004			23,000	41,000	25,223	25,223	25,223		36,819
Invatamant secundar inferior	65100401									18,265
Invatamant secundar superior	65100402			23,000	41,000	25,223	25,223	25,223		18,554
Sanatate (66.10.06+66.10.08+66.10.50)	6610			176,000	418,000	406,568	406,568	406,568		562,203
Servicii medicale in unitati cu paturi (cod 66.10.06.01+66.10.06.03)	661006			176,000	418,000	406,568	406,568	406,568		562,203
Spitale generale	66100601			176,000	418,000	406,568	406,568	406,568		562,203
Cultura, recreere si religie (cod 67.10.03+67.10.05+67.10.50)	6710				216,000	216,000	216,000		216,000	201,378
Servicii culturale (cod 67.10.03.03 la 67.10.03.07+67.10.03.09 la 67.10.03.11+67.10.03.15+67.10.03.30)	671003				92,000	92,000	92,000		92,000	201,378
Institutii publice de spectacole si concerte	67100304				92,000	92,000	92,000		92,000	201,378
Servicii recreative si sportive (cod 67.10.05.01)	671005				124,000	124,000	124,000		124,000	
Sport	67100501				124,000	124,000	124,000		124,000	
Partea IV-a SERVICII SI DEZVOLTARE PUBLICA, LOCUINTE, MEDIU SI APE (cod 70.10+74.10)	6910			684,000	1,528,000	486,849	486,849	486,849		1,332,224
Locuinte, servicii si dezvoltare publica (cod 70.10.03+70.10.04+70.10.50)	7010			684,000	1,528,000	486,849	486,849	486,849		1,332,224
Alte servicii in domeniul locuintelor, serviciilor si dezvoltarii comunale	701050			684,000	1,528,000	486,849	486,849	486,849		1,332,224

Nota: Se detaliaza pe structura clasificatiei economice (Anexa 7)

Conducatorul institutiei

CATALIN CHERECHES



Conducatorul compartimentului
financiar-contabil

CARMEN POP

CONTUL DE EXECUTIE A BUGETULUI FONDURILOR EXTERNE NERAMBURSABILE- CHELTUIELI

la data de 31.12.2018

Cod 21


-lei-

Denumirea indicatorilor *)	Cod indicator	Credite de angajament		Credite bugetare		Angajamente bugetare	Angajamente legale	Plati efectuate	Angajamente legale de platit	Cheltuieli efective
		Initiale	Definitive	Initiale	Definitive					
A	B	1	2	3	4	5	6	7	8=6-7	9
TOTAL CHELTUIELI ALE SECTIUNII DE DEZVOLTARE (50.08+59.08+63.08+70.08+74.08+79.08)	4908									65,950
Partea III-a CHELTUIELI SOCIAL-CULTURALE (cod 65.08+66.08+67.08+68.08)	6308									65,950
Invatamant (cod 65.08.03 la 65.08.05+65.08.07+65.08.11+65.08.50)	6508									45,518
Învatamânt secundar (cod 65.08.04.01 la 65.08.04.03)	650804									45,518
Învatamânt secundar superior	65080402									45,518
Cultura, recreere si religie (cod 67.08.03+67.08.05+67.08.06+67.08.50)	6708									8,642
Alte servicii în domeniile culturii, recreerii si religiei	670850									8,642
Asigurari si asistenta sociala (cod 68.08.02+68.08.04 la 68.08.06+68.08.11+68.08.15+68.08.50)	6808									11,790
Alte cheltuieli in domeniul asigurarilor si asistentei sociale	680850									11,790
Alte cheltuieli în domeniul asisten?ei sociale	68085050									11,790

Nota: Se detaliaza pe structura clasificatiei economice (Anexa 7)

Conducatorul institutiei

Primar, CATALIN CHERECHES

Conducatorul compartimentului
financiar

CARMEN POP